



# GUJCOT TRADE ASSOCIATION

MONTHLY PRESSING REPORT Jul-2022

**Dear All Cotton Friends,**

Gujcot has collected pressing figures from all ginners and compiled data to serve whole trade. In this mission we get valuable support from many of our trade personalities. We Gujcot team is very thankful to all helping hands, who worked directly or indirectly, with their valuable support, we are able to put real time pressing figures. We thank all Gujarat Ginners for their cooperating with Gujcot team to share their pressing figures. We hope the whole Textile value Chain will be benefitted by these data and will help us in future to achieve our goal to serve our cotton trade.

**Report Sponsors:**

Click on Sponsor's Logo to visit Sponsor's Website



**Axita Cotton Limited**



# GUJCOT TRADE ASSOCIATION

MONTHLY PRESSING REPORT Jul-2022

## Summary

- During the month of Jun Gujarat has pressed 17,500 Bales (S-6 17,500 Bales, V-797 nil), which is equivalent to total 16,676 Bales of 170 Kgs. (Shankar 16,676 Bales, V-797 nil).
- Cumulative Pressing in running bales till 31<sup>st</sup> Jul is 75,54,135 Running Bales of Shankar 6 and 2,29,449 Running bales of V-797, Total Pressing 77,83,584 Bales. So, the statistical bales of 170 Kg. is 71,98,646 Bales of Shankar-6 and 2,18,651 Pressing of V-797, Total Pressing 74,17,298 Bales.
- Average pressing per day was 583 Running Bales and 570 Bales 170 Kg. for 31 days.
- During the month of Jul Total active ginning factories were 7 (Saurashtra 7, North Gujarat nil, Main Line nil and Kutch nil).



# GUJCOT TRADE ASSOCIATION

MONTHLY PRESSING REPORT Jul-2022

## Gujcot Trade Association

Gujarat Pressing Summary 31-Jul-2022

2021-22	CUMULATIVE PRESSING (IN 170 Kgs)					
	Jul-21	Jun-22	Jul-22	M/M Change (In Bales)	Y/Y Change (In Bales)	Y/Y Change ( In % )
<b>Shankar 6</b>						
<b>Saurashtra</b>	56,23,518	48,89,444	49,06,120	16,676	-7,17,398	-12.76%
<b>North Gujarat</b>	24,85,488	15,92,491	15,92,491	0	-8,92,996	-35.93%
<b>Main Line</b>	4,97,915	4,95,101	4,95,101	0	-2,814	-0.57%
<b>Kutch</b>	2,24,762	2,04,934	2,04,934	0	-19,828	-8.82%
<b>Total</b>	88,31,683	71,81,970	71,98,646	16,676	-16,33,036	-18.49%
<b>V-797</b>	1,60,637	2,17,222	2,17,222	0	56,585	35.23%
<b>Total</b>	89,92,320	73,99,192	74,15,868	16,676	-15,76,452	-17.53%
<b>Remark : Daily Pressing Average 583 RB – 570 170 Kg Bales</b>						

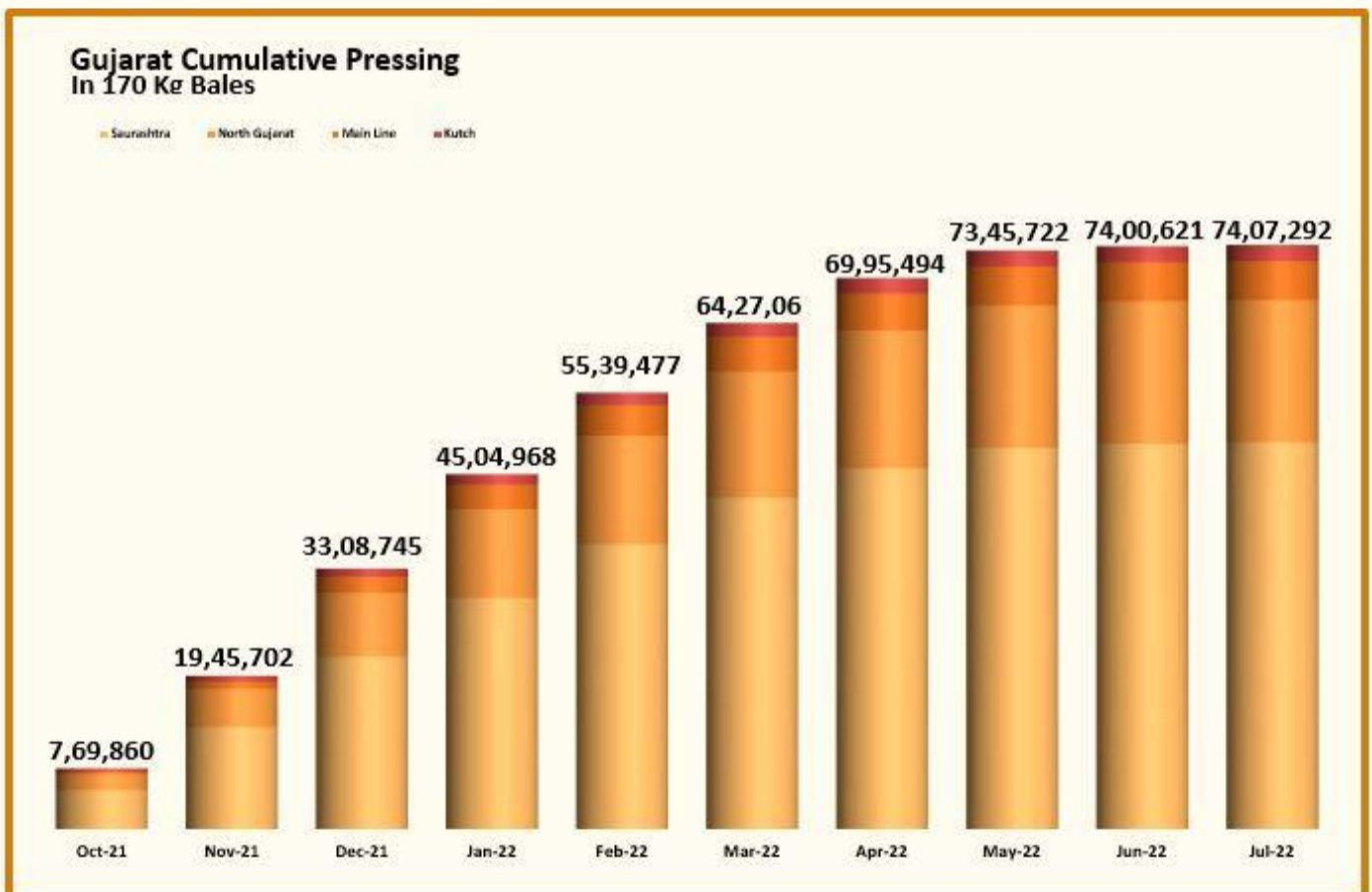
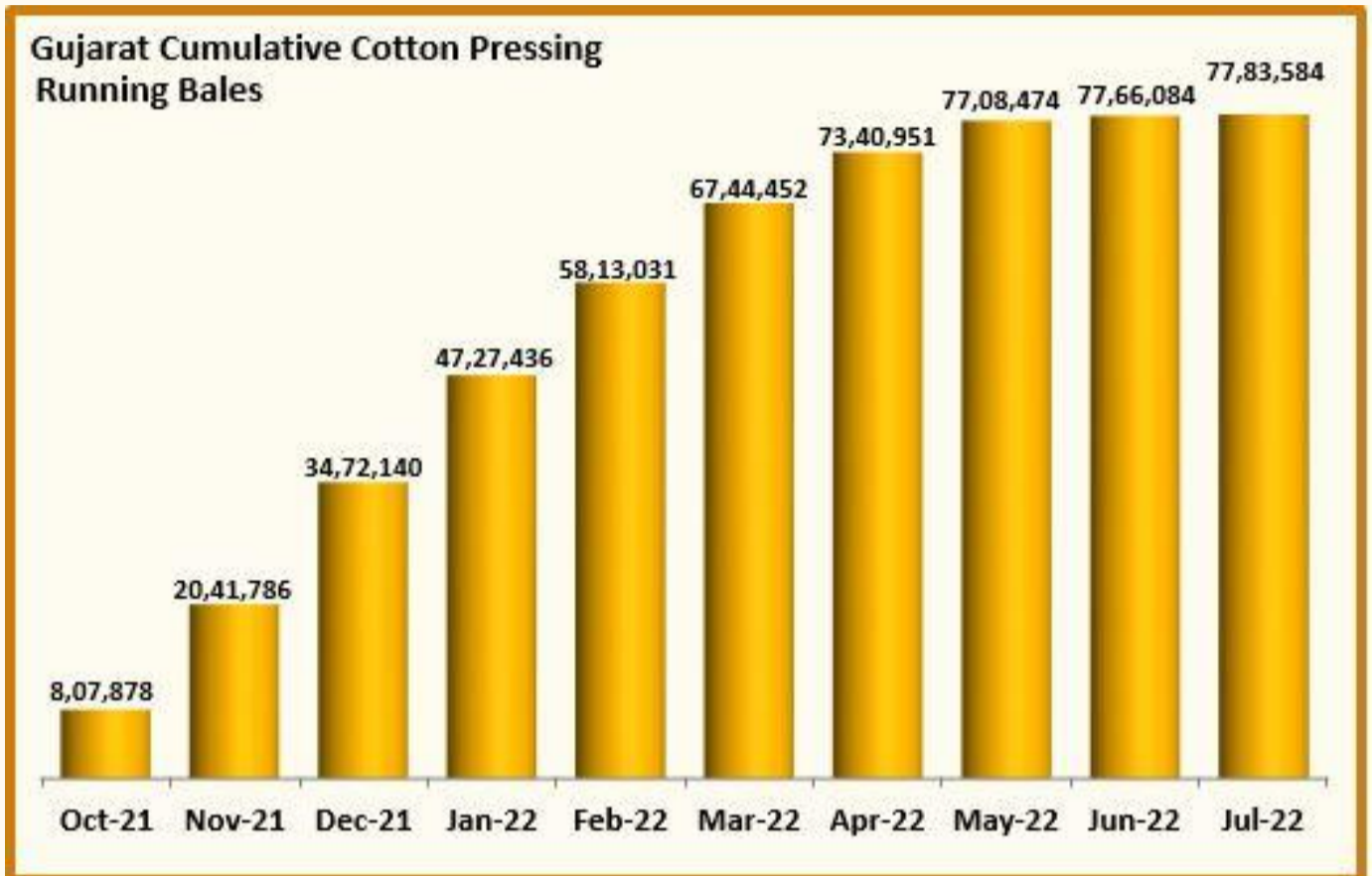
### Pressing in Running Bales

Zone	As On 31-Jul-2022 (Cumulative)			During Jul 2022 (Monthly)		
	Shankar-6	V 797	Total	Shankar-6	V 797	Total
Saurashtra	51,48,398	2,700	51,51,098	17,500		17,500
North Gujarat	16,71,133	2,26,749	18,97,882			
Main Line	5,19,550		5,19,550			
Kutch	2,15,054		2,15,054			
<b>Total</b>	<b>75,54,135</b>	<b>2,29,449</b>	<b>77,83,584</b>	<b>17,500</b>		<b>17,500</b>



# GUJCOT TRADE ASSOCIATION

MONTHLY PRESSING REPORT Jul-2022

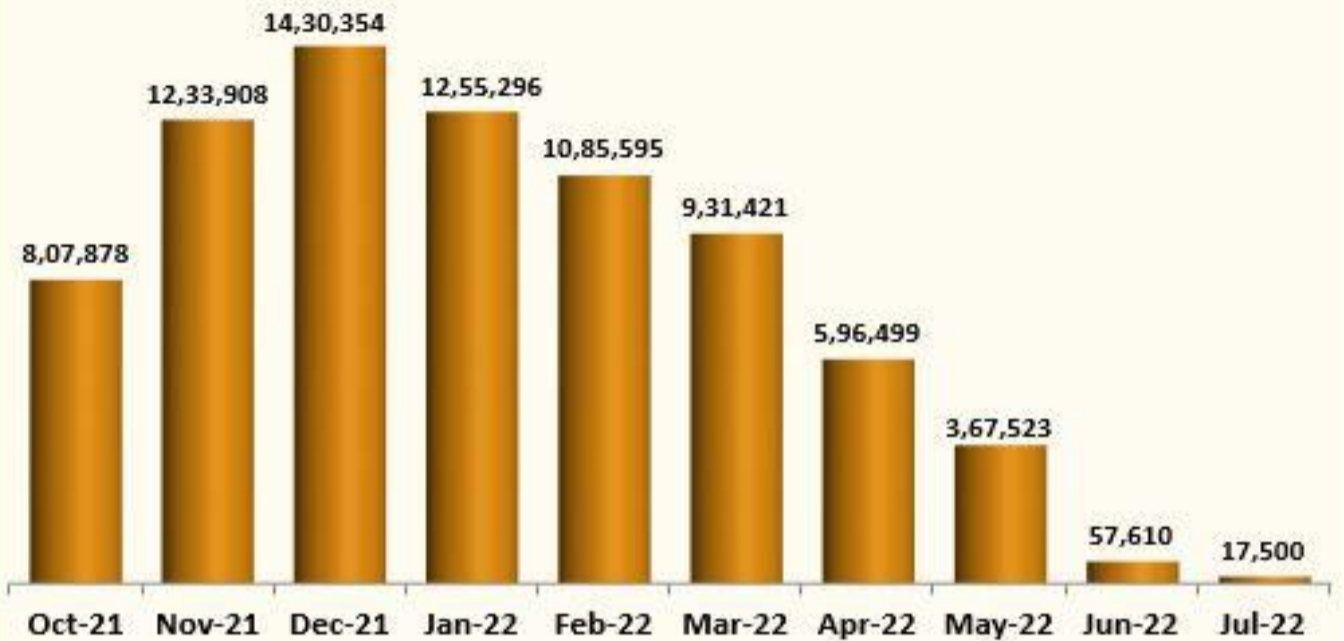




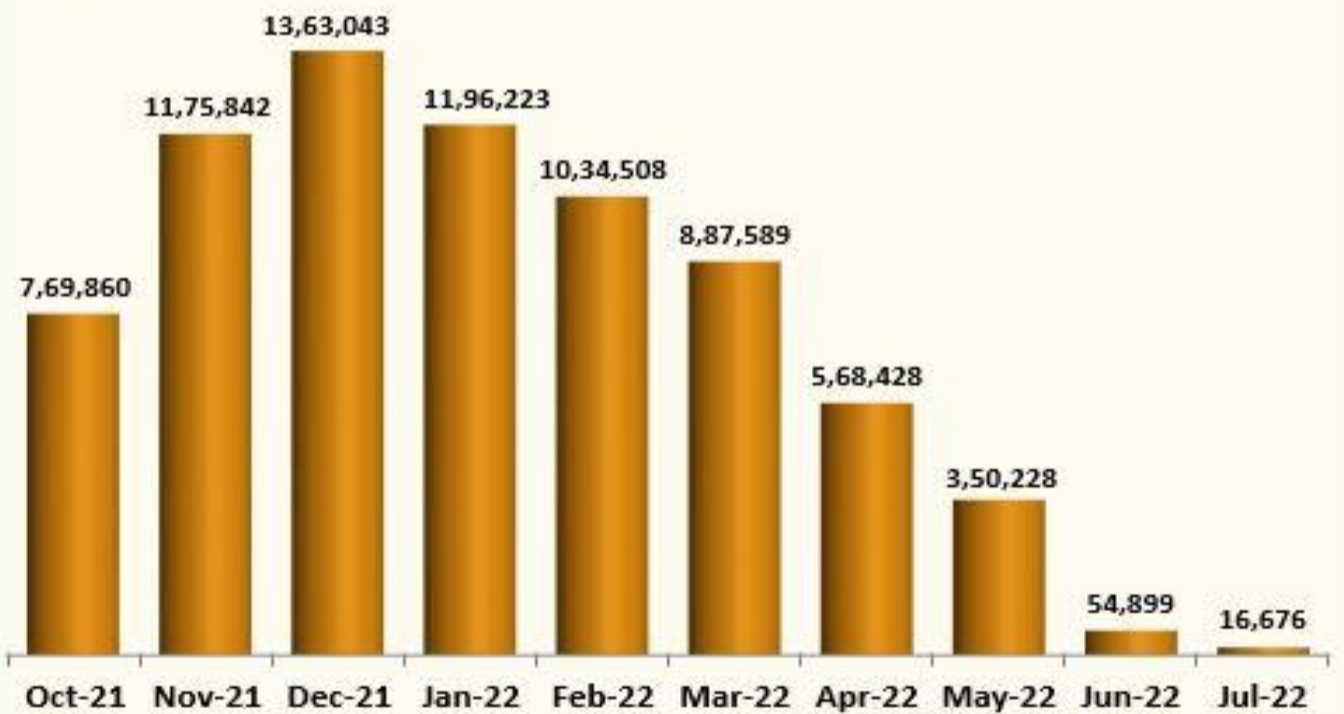
# GUJCOT TRADE ASSOCIATION

MONTHLY PRESSING REPORT Jul-2022

Gujarat Monthly Cotton Pressing  
Running Bales



Gujarat Monthly Cotton Pressing  
170 Kg Bales

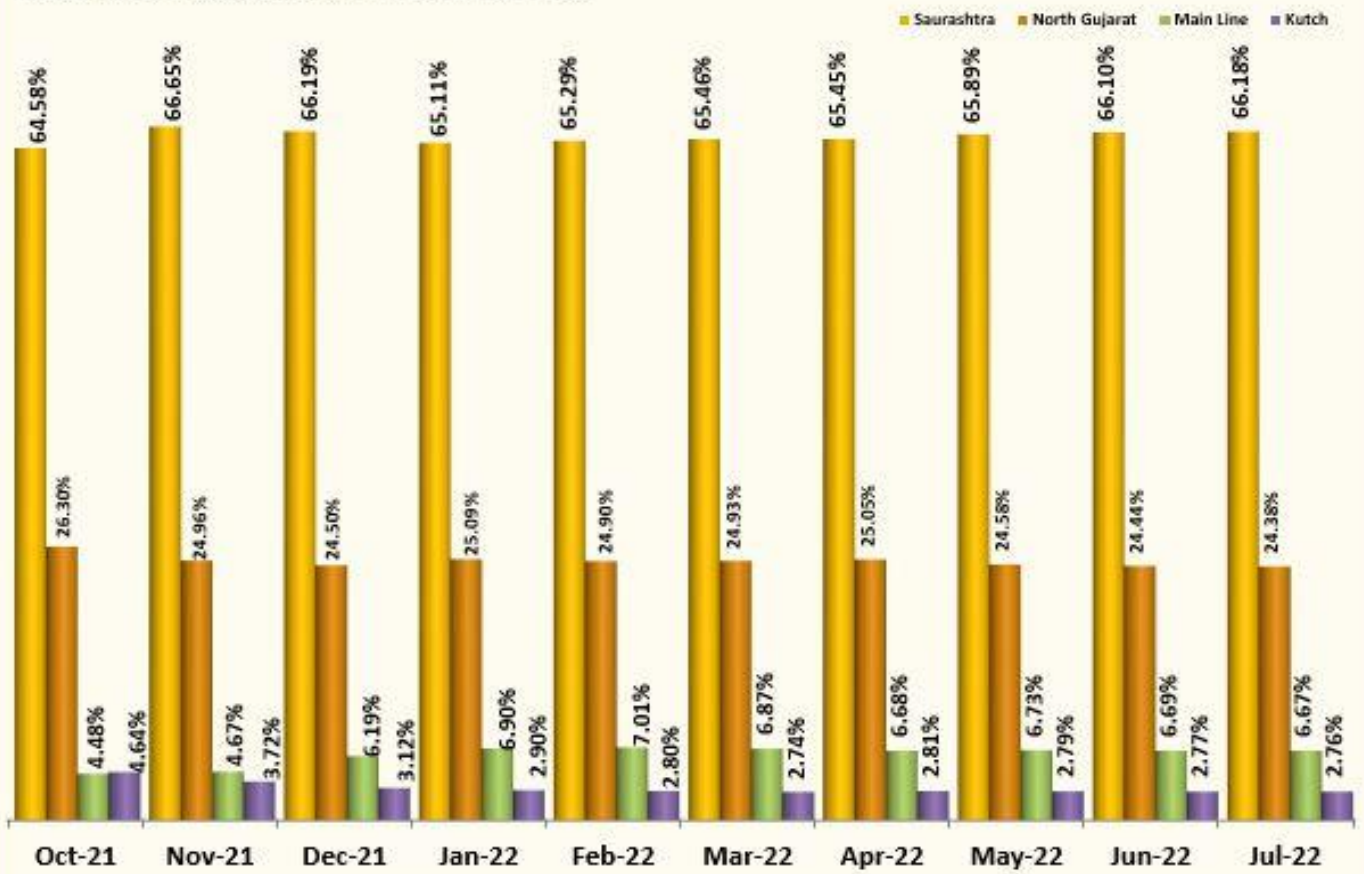




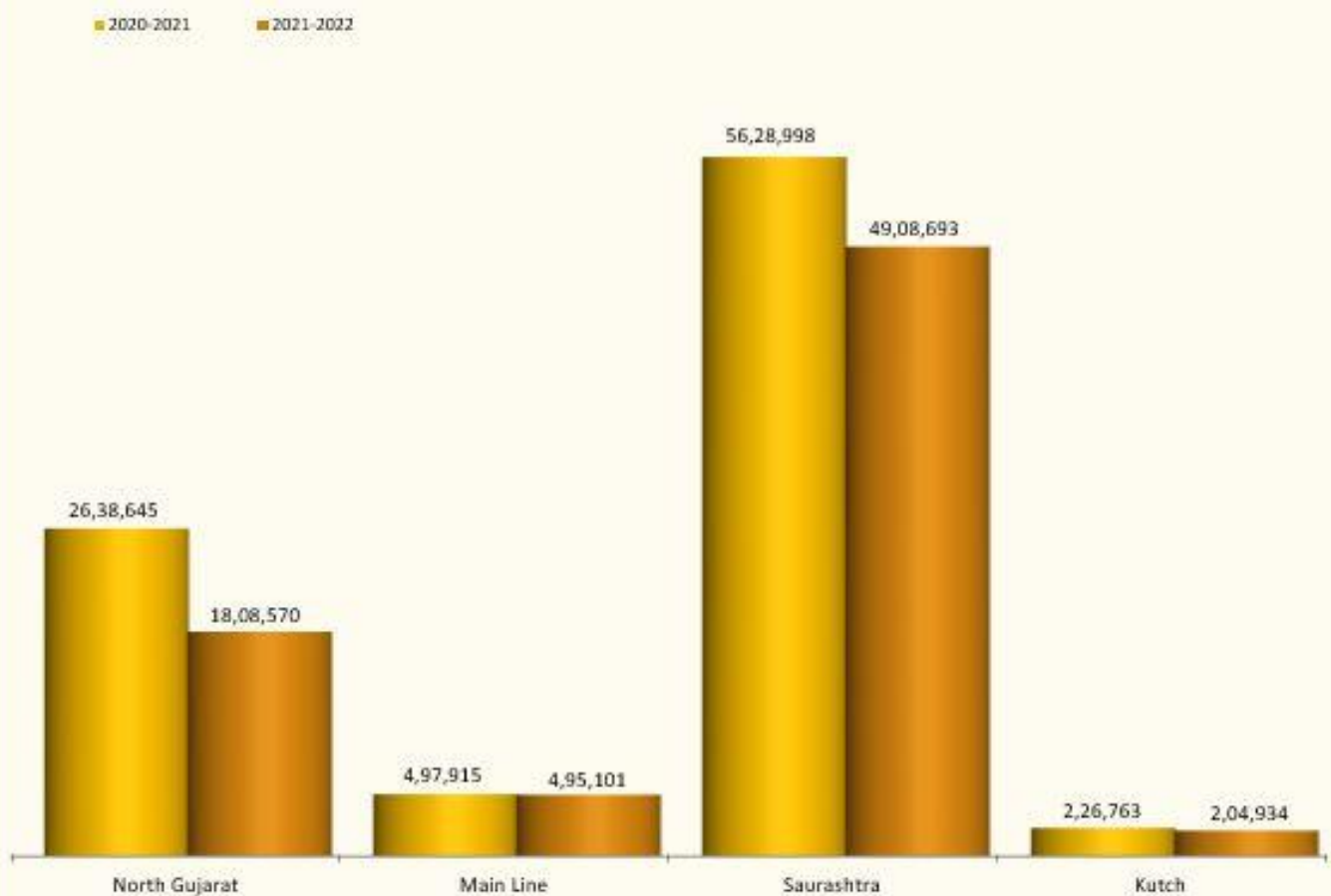
# GUJCOT TRADE ASSOCIATION

MONTHLY PRESSING REPORT Jul-2022

Zone Wise Gujarat Cotton Pressing in RB



Zone Wise Gujarat Cotton Pressing in 170 Kg Bales



Axita Cotton Limited





# GUJCOT TRADE ASSOCIATION

MONTHLY PRESSING REPORT Jul-2022

Saurashtra						
Station	Jul-21	Jun-22	Jul-22	MoM Change	YoY Change	Fact. In Operation
Amreli	3,65,325	3,13,280	3,15,480	2,200	-49,845	1
Babra	3,54,723	2,63,700	2,64,200	500	-90,523	1
Botad	5,88,100	6,57,500	6,57,500		69,400	
Chotila	1,39,587	95,640	95,640		-43,947	
Chuda	20,800	17,150	17,150		-3,650	
Damnagar	10,000	6,100	6,100		-3,900	
Dhasa	4,97,645	3,90,950	3,90,950		-1,06,695	
Dhoraji-Upleta	62,200	41,600	52,100	10,500	-10,100	1
Dhrangadhra-Halvad	2,88,950	2,50,340	2,50,340		-38,610	
Gariyadhar	70,500	56,300	56,300		-14,200	
Gondal	2,61,400	2,23,720	2,25,220	1,500	-36,180	1
Jamkandorna	21,000	17,500	17,500		-3,500	
Jamnagar-Falla	4,96,238	4,11,700	4,11,700		-84,538	
Jasdan	2,09,300	2,05,950	2,07,650	1,700	-1,650	1
Jetpur	65,000	92,500	92,500		27,500	
Kuvadava	33,200	46,100	46,100		12,900	
Lakhtar	19,445	20,600	20,600		1,155	
Limbdi	50,250	64,200	64,200		13,950	
Mahuva	1,62,025	1,34,383	1,34,383		-27,642	
Manavadar	3,36,435	2,93,206	2,93,506	300	-42,929	1
Morbi	1,60,250	1,61,900	1,62,700	800	2,450	1
Palitana	27,700	18,000	18,000		-9,700	
Porbandar	5,000	1,000	1,000		-4,000	
Rajula	46,300	41,000	41,000		-5,300	
Savarkundala	36,000	43,700	43,700		7,700	
Shapar	1,92,000	1,30,550	1,30,550		-61,450	
Surendranagar	2,17,500	1,71,090	1,71,090		-46,410	
Talaja	1,90,950	1,23,889	1,23,889		-67,061	
Tankara-Neknam	4,57,700	4,31,000	4,31,000		-26,700	
Targhadi	1,47,400	1,23,400	1,23,400		-24,000	
Tramba-Sardhar	40,500	46,200	46,200		5,700	
Una	68,600	54,350	54,350		-14,250	
Wankaner	2,64,950	1,85,100	1,85,100		-79,850	
<b>TOTAL</b>	<b>59,06,973</b>	<b>51,33,598</b>	<b>51,51,098</b>	<b>17,500</b>	<b>-7,55,875</b>	<b>7</b>



# GUJCOT TRADE ASSOCIATION

MONTHLY PRESSING REPORT Jul-2022

North Gujarat						
Station	Jul-21	Jun-22	Jul-22	MoM Change	YoY Change	Fact. In Operation
Visnagar	1,32,350	1,14,830	1,14,830		-17,520	
Vijapur-Mansa	4,17,152	2,96,675	2,96,675		-1,20,477	
Harij	2,04,759	1,80,711	1,80,711		-24,048	
Radhanpur	53,800	33,250	33,250		-20,550	
Idar-Sabarkantha	13,300	1,622	1,622		-11,678	
Idar-Raiya						
Himmatnagar	61,848	34,300	34,300		-27,548	
Vadali-Sadatpura	20,700	2,350	2,350		-18,350	
Khedbrahma						
Kapadwanj	33,000	24,000	24,000		-9,000	
Viramgam	77,770	69,143	69,143		-8,627	
Kadi	15,99,086	9,83,976	9,83,976		-6,15,110	
Mandal-Bahucharaji	49,010	62,620	62,620		13,610	
Bavla	16,600	10,000	10,000		-6,600	
Dholka	21,250	14,900	14,900		-6,350	
Dhandhuka	60,023	66,305	66,305		6,282	
Talod	8,300	3,200	3,200		-5,100	
<b>TOTAL</b>	<b>27,68,948</b>	<b>18,97,882</b>	<b>18,97,882</b>		<b>-8,71,066</b>	







# GUJCOT TRADE ASSOCIATION

MONTHLY PRESSING REPORT Jul-2022

## Main Line

Station	Jul-21	Jun-22	Jul-22	MoM Change	YoY Change	Fact. In Operation
Karjan	58,044	90,100	90,100		32,056	
Dabhoi	8,000				-8,000	
Golagamdi	6,000	3,500	3,500		-2,500	
Handod	53,700	58,800	58,800		5,100	
Bodeli	1,24,050	1,22,600	1,22,600		-1,450	
Kosindra	29,600	16,000	16,000		-13,600	
Pavijetpur	30,200	37,000	37,000		6,800	
Kaledia	1,26,266	1,38,100	1,38,100		11,834	
Palej	15,700	10,400	10,400		-5,300	
Bharuch	4,000	1,850	1,850		-2,150	
Mandala	16,500	28,000	28,000		11,500	
Nizar	17,723	12,800	12,800		-4,923	
Hansot	1,400				-1,400	
Badalpur	14,500	400	400		-14,100	
Sinor	1,400				-1,400	
Olpad	620				-620	
Valiya	9,300				-9,300	
Samlaya	5,500				-5,500	
<b>TOTAL</b>	<b>5,22,503</b>	<b>5,19,550</b>	<b>5,19,550</b>		<b>-2,953</b>	

## Kutch

Station	Jul-21	Jun-22	Jul-22	MoM Change	YoY Change	Fact. In Operation
Abdasa	16,000	24,071	24,071		8,071	
Anjar	1,66,681	1,41,883	1,41,883		-24,798	
Bhuj	10,200	20,400	20,400		10,200	
Mandvi	37,800	28,700	28,700		-9,100	
Nakhatrana						
Rapar	7,280				-7,280	
<b>TOTAL</b>	<b>2,37,961</b>	<b>2,15,054</b>	<b>2,15,054</b>		<b>-22,907</b>	





# GUJCOT TRADE ASSOCIATION

MONTHLY PRESSING REPORT Mar-2022

Again Team Gujcot thanks our direct and indirect helpers.

## For Data Collection

We are thankful to

Shri Manishbhai - Anjar

Shri MukeshbhaiPurohit

Nileshbhai - Manager SGA

Premjibhai - Manavadar

Milankumar - Manager

Gujcot Trade Association

## For Data Verification

We are thankful to

Shri Jatinbhai - Vijapur

Shri Sujalbhai

Shri Pravinbhai

Shri JagdishbhaiSoni

Shri Chetanbhai Shree Gita Group - Morbi

Shri Kishorbhai - Talaja

Shri Jaytibhai -Botad

Once again thanks to whole Gujarat Cotton value chain for their co-operation.

**For, Gujcot Trade Association**

**Akash Shah**

[President]

**For, Gujcot Trade Association**

**Ajay Shah**

[Secretary]

**Report Sponsors:**

[Click on Sponsor's Logo to visit Sponsor's Website](#)



**Axita Cotton Limited**

